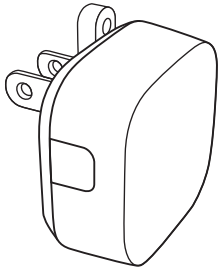




Range Extender

View the expanded manual:
<http://aeot.cc/extend>

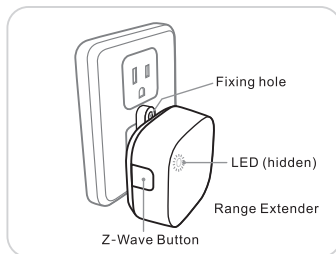


1 Aeotec Range Extender

Your Aeotec Range Extender has been designed to improve the reliability and performance of your Z-Wave network. It'll receive weak Z-Wave communications, and then rebroadcast them at full strength.

2 Familiarise yourself with your Range Extender

Your Range Extender is installed by plugging it into a power outlet.

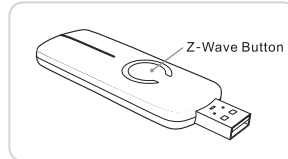


3 Quick Start

Getting your Aeotec Range Extender up and running is as simple as plugging it into a wall outlet and linking it to your existing Z-Wave network. The following instructions tell you how to link your Range Extender to your Z-Wave network using Aeotec's Z-Stick or Minimote controllers. If you are using other products as your main Z-Wave controller, please refer to the part of their respective manuals that tells you how to add new devices to your network.

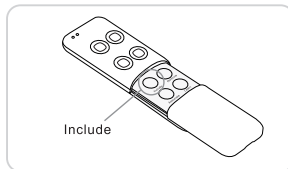
• If you're using a Z-Stick:

1. Decide on where you want your Range Extender to be placed, plug it in, and turn the power outlet on. Its LED will begin to blink.
2. If your Z-Stick is plugged into a USB port, unplug it.
3. Take your Z-Stick to your Range Extender.
4. Press the Z-Wave Button on your Z-Stick.
5. Press the Z-Wave Button on your Range Extender.
6. If your Range Extender has been successfully linked to your network, its LED will no longer blink. If the linking was unsuccessful, the LED will continue to blink.
7. Press the Z-Wave Button on the Z-Stick to exit inclusion mode.



• If you're using a Minimote:

1. Decide on where you want your Range Extender to be placed, plug it in, and turn the power outlet on. Its LED will begin to blink.
2. Take your Minimote to your Range Extender.
3. Press the "Include" button on your Minimote.
4. Press the Z-Wave Button on your Range Extender.
5. If your Range Extender has been successfully linked to your network, its LED will no longer blink. If the linking was unsuccessful, the LED will continue to blink.
6. Press any button on your Minimote to exit inclusion mode.



Now your Range Extender is up and running.

4 Advanced Functions

• Removing your Range Extender from a Z-Wave network

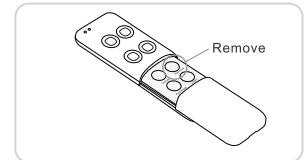
Your Range Extender can be removed from your Z-Wave network at any time. You'll need to use your Z-Wave network's main controller to do this. The following instructions tell you how to do this using Aeotec's Z-Stick and Minimote controllers. If you are using other products as your main Z-Wave controller, please refer to the part of their respective manuals that tells you how to remove devices from your network.

• If you're using a Z-Stick:

1. If your Z-Stick is plugged into a USB port, unplug it.
2. Take your Z-Stick to your Range Extender.
3. Press the Z-Wave Button on your Z-Stick.
4. Press the Z-Wave Button on your Range Extender.
5. If your Range Extender has been successfully removed from your network, its LED will blink. If the removal was unsuccessful, its LED will not blink.
6. Press the Z-Wave Button on the Z-Stick to exit inclusion mode.

• If you're using a Minimote:

1. Take your Minimote to your Range Extender.
2. Press the "Remove" button on your Minimote.
3. Press the Z-Wave Button on your Range Extender.
4. If your Range Extender has been successfully removed from your network, its LED will blink. If the removal was unsuccessful, its LED will not blink.
5. Press any button on your Minimote to exit inclusion mode.

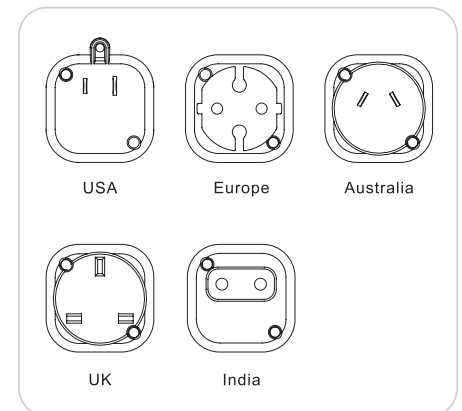


5 Technical Specifications

Model number: DSD37-ZWUS/ZWEU/ZWAU/ZWIN/ZWHK
 ZWRU/ZWMY
 Operating Temperature: -20 °C to +50 °C.

Version	Input	Working band
US	120V/60Hz/ 80mA/0.8W	908.42MHz
EU	230V/50Hz/ 70mA/1.8W	868.42MHz
AU	240V/50Hz/ 70mA/2W	921.42MHz
UK	230V/50Hz/ 70mA/1.8W	868.42MHz
IN	230V/50Hz/ 70mA/1.8W	865.22MHz
HK	220V/50Hz/ 70mA/1.8W	919.8MHz
RU	220V/50Hz/ 70mA/1.8W	869.2MHz
MY	240V/50Hz/ 70mA/2W	868.22MHz

• Plug Specifications



6 Warranty

Aeon Labs warrants to the original purchaser of Products that for the Warranty Period (as defined below), the Products will be free from material defects in materials and workmanship. The foregoing warranty is subject to the proper installation, operation and maintenance of the Products in accordance with installation instructions and the operating manual supplied to Customer. Warranty claims must be made by Customer in writing within thirty (30) days of the manifestation of a problem. Aeon Labs' sole obligation under the foregoing warranty is, at Aeon Labs' option, to repair, replace or correct any such defect that was present at the time of delivery, or to remove the Products and to refund the purchase price to Customer.

The "Warranty Period" begins on the date the Products is delivered and continues for 12 months.

Any repairs under this warranty must be conducted by an authorized Aeon Labs service representative and under Aeon Labs' RMA policy. Any repairs conducted by unauthorized persons shall void this warranty.

Excluded from the warranty are problems due to accidents, acts of God, civil or military authority, civil disturbance, war, strikes, fires, other catastrophes, misuse, misapplication, storage damage, negligence, electrical power problems, or modification to the Products or its components.

Aeon Labs does not authorize any person or party to assume or create for it any other obligation or liability in connection with the Products except as set forth herein.

Aeon Labs will pass on to Customer all manufacturers' Material warranties to the extent that they are transferable, but will not independently warrant any Material.

Customer must prepay shipping and transportation charges for returned Products, and insure the shipment or accept the risk of loss or damage during such shipment and transportation. Aeon Labs will ship the repaired or replacement products to Customer freight prepaid.

Customer shall indemnify, defend, and hold Aeon Labs and Aeon Labs' affiliates, shareholders, directors, officers, employees, contractors, agents and other representatives harmless from all demands, claims, actions, causes of action, proceedings, suits, assessments, losses, damages, liabilities, settlements, judgments, fines, penalties, interest, costs and expenses (including fees and disbursements of counsel) of every kind (i) based upon personal injury or death or injury to property to the extent any of the foregoing is proximately caused either by a defective product (including strict liability in tort) or by the negligent or willful acts or omissions of Customer or its officers, employees, subcontractors or agents, and/or (ii) arising from or relating to any actual or alleged infringement or misappropriation of any patent, trademark, mask work, copyright, trade secret or any actual or alleged violation of any other intellectual property rights arising from or in connection with the products, except to the extent that such infringement exists as a result of Aeon Labs' manufacturing processes.

IN NO EVENT SHALL AEON LABS BE LIABLE FOR ANY INDIRECT, INCIDENTAL, PUNITIVE, SPECIAL OR CONSEQUENTIAL DAMAGES, OR DAMAGES FOR LOSS OF PROFITS, REVENUE, OR USE INCURRED BY CUSTOMER OR ANY THIRD PARTY, WHETHER IN AN ACTION IN CONTRACT, OR TORT, OR OTHERWISE EVEN IF ADVISED OF THE POSSIBILITY OF SUCH DAMAGES. AEON LABS' LIABILITY AND CUSTOMER'S EXCLUSIVE REMEDY FOR ANY CAUSE OF ACTION ARISING IN CONNECTION WITH THIS AGREEMENT OR THE SALE OR USE OF THE PRODUCTS, WHETHER BASED ON NEGLIGENCE, STRICT LIABILITY, BREACH OF WARRANTY, BREACH OF AGREEMENT, OR EQUITABLE PRINCIPLES, IS EXPRESSLY LIMITED TO, AT AEON LABS' OPTION,

REPLACEMENT OF, OR REPAYMENT OF THE PURCHASE PRICE FOR THAT PORTION OF PRODUCTS WITH RESPECT TO WHICH DAMAGES ARE CLAIMED. ALL CLAIMS OF ANY KIND ARISING IN CONNECTION WITH THIS AGREEMENT OR THE SALE OR USE OF PRODUCTS SHALL BE DEEMED WAIVED UNLESS MADE IN WRITING WITHIN THIRTY (30) DAYS FROM AEON LABS'S DELIVERY, OR THE DATE FIXED FOR DELIVERY IN THE EVENT OF NONDELIVERY.

THE INDEMNITY AND WARRANTY IN ABOVE ARE EXCLUSIVE AND IN LIEU OF ALL OTHER INDEMNITIES OR WARRANTIES, WHETHER EXPRESS OR IMPLIED, INCLUDING THE IMPLIED WARRANTIES OF MERCHANTABILITY AND FITNESS FOR A PARTICULAR PURPOSE.

= FCC NOTICE (for USA)

THE INDEMNITY AND WARRANTY IN ABOVE ARE EXCLUSIVE AND IN LIEU OF ALL OTHER INDEMNITIES OR WARRANTIES, WHETHER EXPRESS OR IMPLIED, INCLUDING THE IMPLIED WARRANTIES OF MERCHANTABILITY AND FITNESS FOR A PARTICULAR PURPOSE.

This device complies with Part 15 of the FCC Rules. Operation is subject to the following two conditions:

1. This device may not cause harmful interference, and
2. This device must accept any interference received, including interference that may cause undesired operation. This equipment has been tested and found to comply with the limits for a Class B digital device, pursuant to part 15 of the FCC Rules. These limits are designed to provide reasonable protection against harmful interference in a residential installation. This equipment generates, uses and can radiate radio frequency energy and, if not installed and used in accordance with the instructions, may cause harmful interference to radio communications. However, there is no guarantee that interference will not occur in a particular installation. If this equipment does cause harmful interference to radio or television reception, which can be determined by turning the equipment off and on, the user is encouraged to try to correct the interference by one or more of the following measures:

- Reorient or relocate the receiving antenna.
- Increase the separation between the equipment and receiver.
- Connect the equipment into an outlet on a circuit different from that to which the receiver is connected.
- Consult the dealer or an experienced radio/TV technician for help.

= Warning

Do not dispose of electrical appliances as unsorted municipal waste, use separate collection facilities.

Contact your local government for information regarding the collection systems available.

= Certifications (regional):



Intertek
4005555

CONFORMS TO UL STD 60950-1, CERTIFIED
TO CSA STD C22.2 NO. 60950-1

Version:501003700003-AA

www.aeotec.com

