

# Axiom Hub

## Version: V1.0.5

### Release Note

### (2019-11-01)

## 1. Firmware Basic Information

|   |                  |                      |
|---|------------------|----------------------|
| <b>Firmware<br/>Basic<br/>Information</b> | Firmware Version | V1.0.5_build191022   |
|   | Web Version      | V4.25.1 build 191017 |

## 2. V1.0.5 Upgrade Note

### 2.1 Added Function:

#### 1) Add Key Zone function:

Key zone: The linked partition will arm after being triggered, and disarm after being restored. In the case of the tampering alarm, the arming and disarming operation will not be triggered.

#### 2) Add Duress Code function:

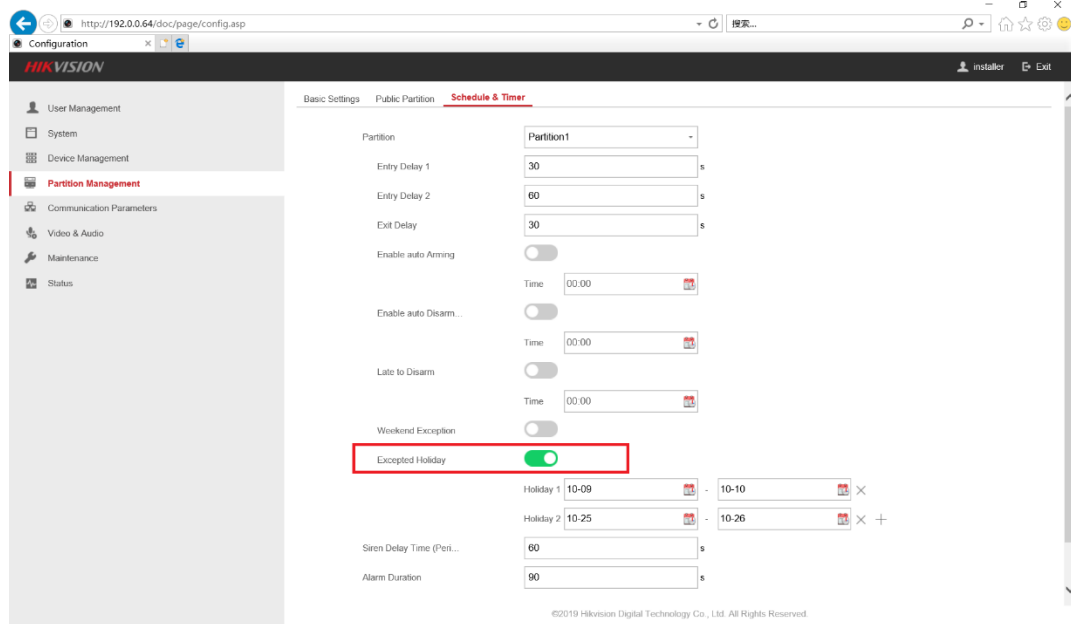
The keypad password +1 or -1 is Duress Code. Use the duress code can operate the keyboard to arm and disarm normally and upload a duress alarm. For example, if the keypad password is 123456, the duress code is 123455 or 123457.

#### 3) Add Wireless keyboard Clearing alarm function:

The keyboard Clearing alarm command is as follows: password + √ + 0 + disarm.  
(DS-PKA-WLM Wireless Keypad need upgrade to newest version by serial cable)  
433MHz keypad: APS\_PKA433\_CN\_STD\_V1.0.0\_build190923  
868MHz keypad: APS\_PKA868\_EN\_STD\_V1.0.0\_build190923

#### 4) Add Excepted Holiday function:

Enable the function and the zone will not be armed/disarmed in the holiday. Up to 6 holiday groups can be set.



### 5) Add Excepted Holiday function:

Enable the function and the zone will not be armed/disarmed in the holiday. Up to 6 holiday groups can be set.

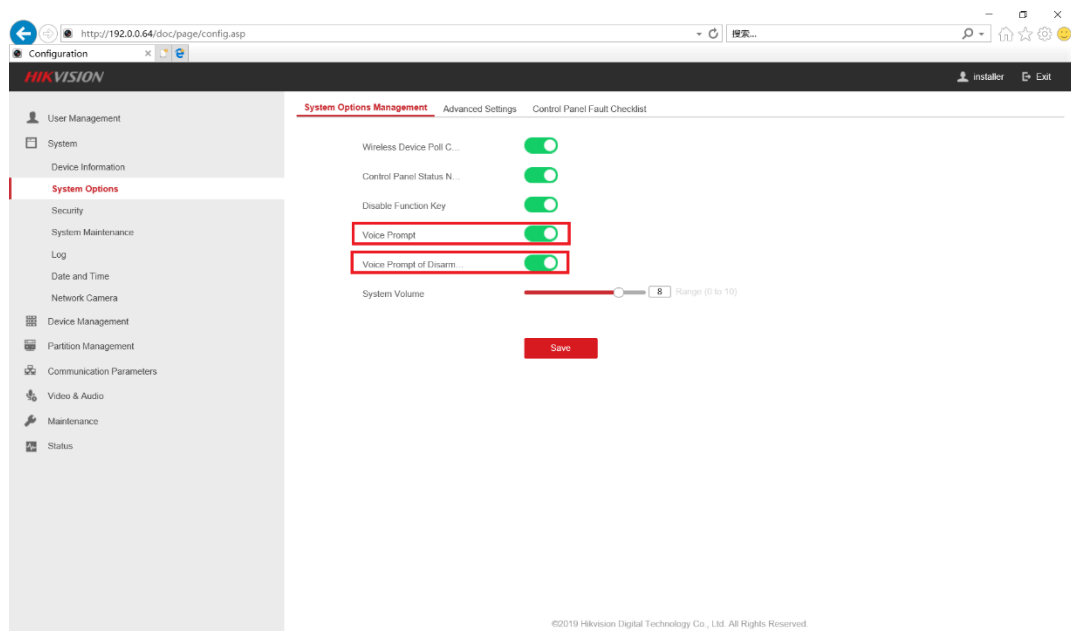
### 6) Add Voice Prompt Enable/Disable function: (EN Standard)

#### Voice Prompt:

If the option is enabled, the control panel will enable the text voice prompt.

#### Voice Prompt of Disarming and Alarm Clearing:

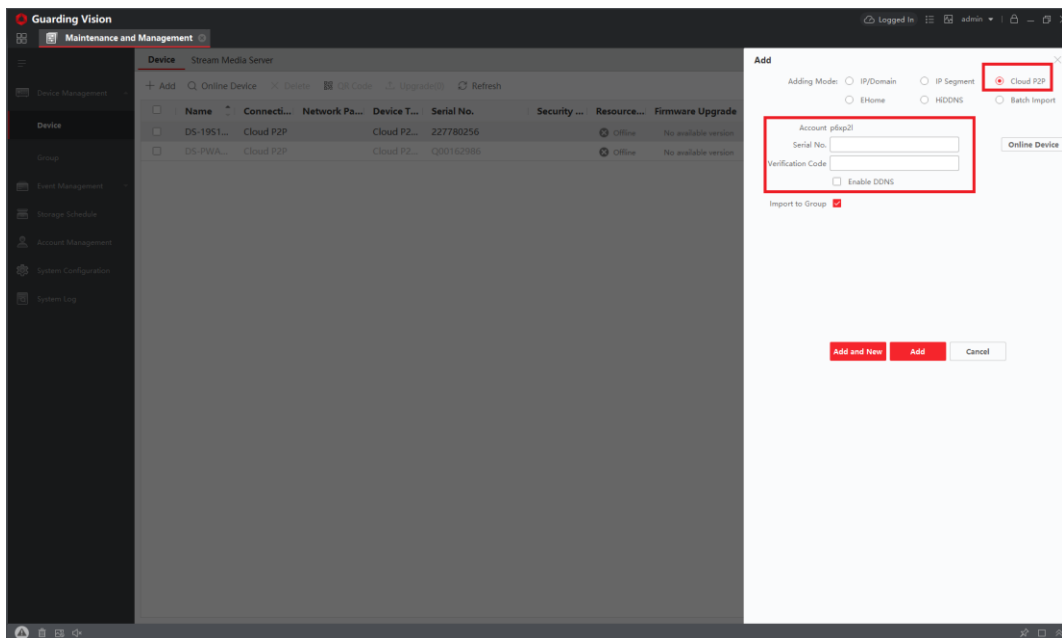
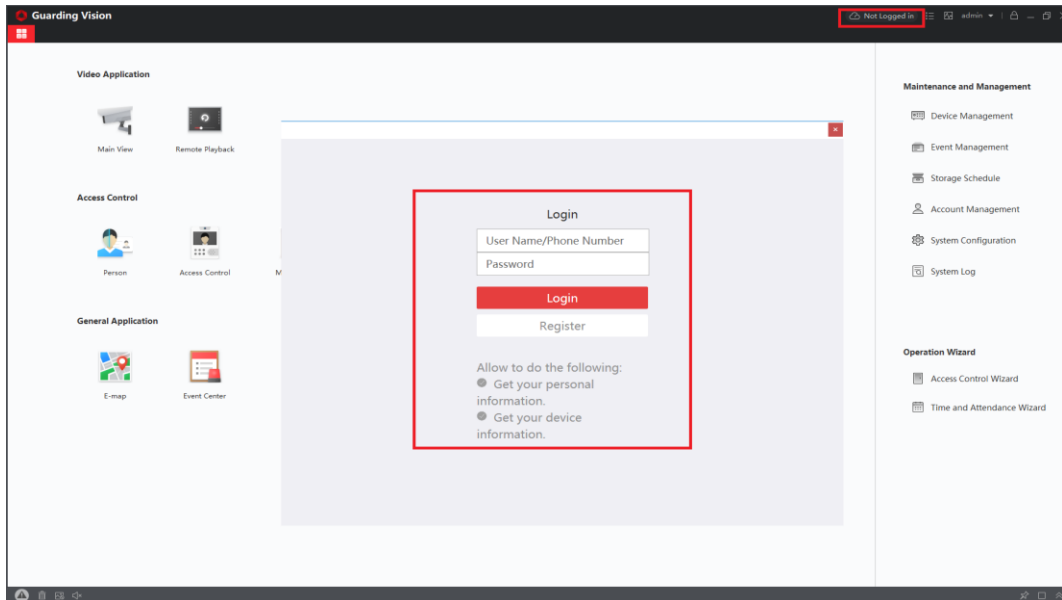
If the option is enabled, the control panel will broadcast all system faults before disarming and alarm clearing. Before enable this function, you need to enable Voice Prompt.

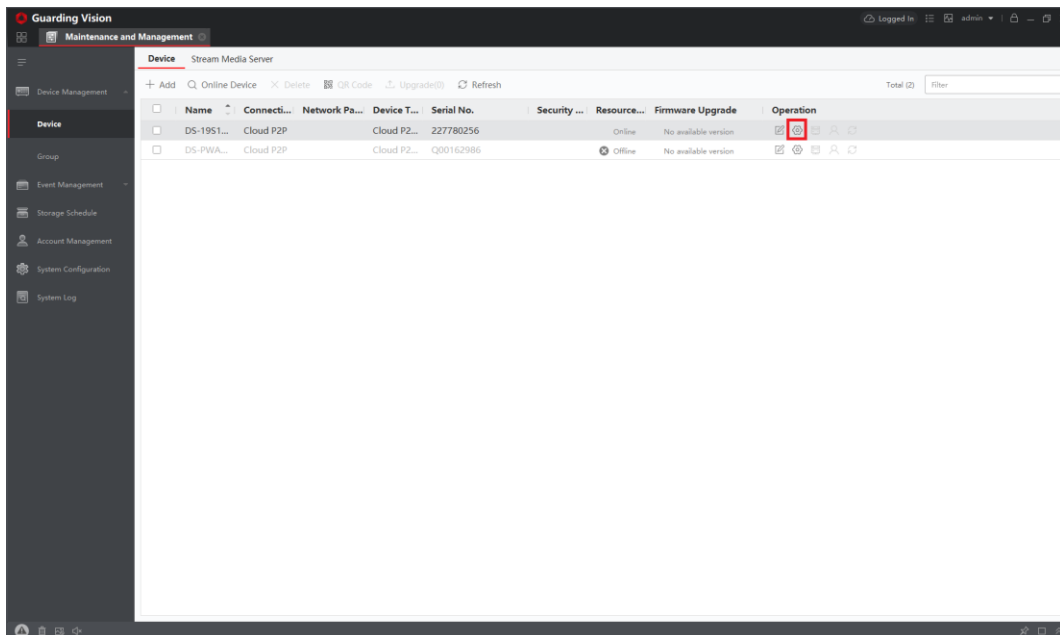


**7) Add multi-language Polish, Turkish, and Czech.**

**8) Added 4200 remote configuration function.**

The installer can login Hik-connect account through the 4200 client, and then add the device to the account. Then they can click the Remote Configuration button to configure it.

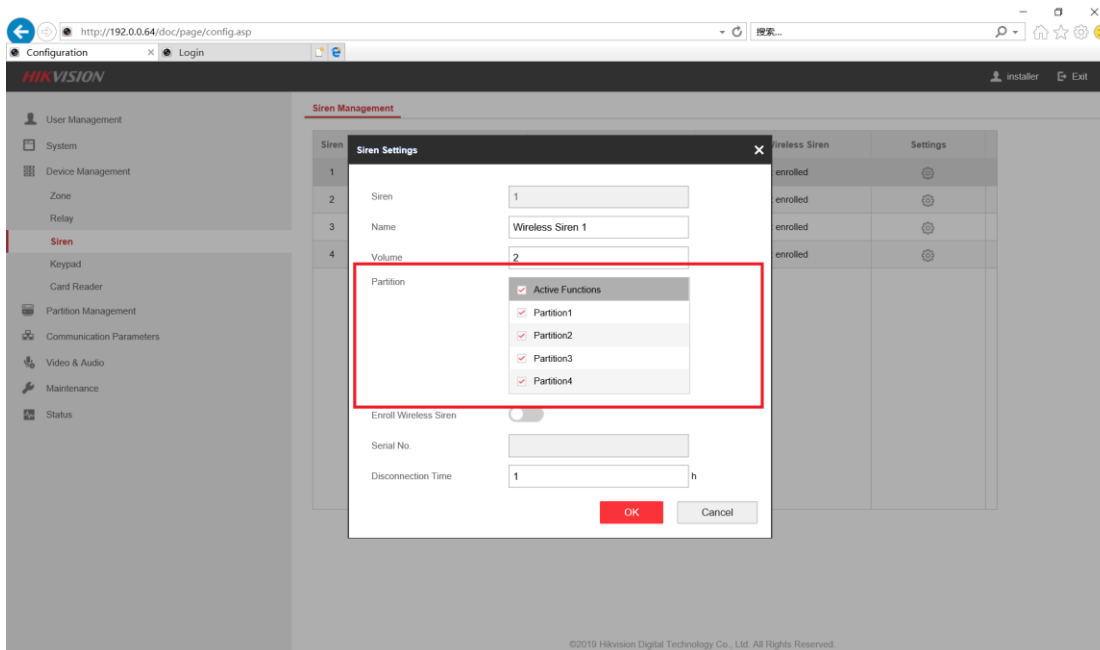




## 2. Feature optimization:

### 1) Wireless Siren Number Optimization:

Change the number of wireless siren from 2 to 4, and then siren now can link to Partition. Panel or wireless output module tamper can trigger all wireless siren alarm. Wireless siren, wireless card reader, wireless keypad or wireless detector tamper can trigger partition corresponding siren alarm. When the zone alarm, only partition associated siren will alarm.



### 2) Swipe Card Arm/Disarm Function Optimization:

When the Panel is in disarmed status and there is no alarm, the sound of the card-swiping sound is less than or equal to 5 times, it means **Away Arm**. If the number of

times the card-swiping sound is greater than 5 times, means **Stay Arm**;

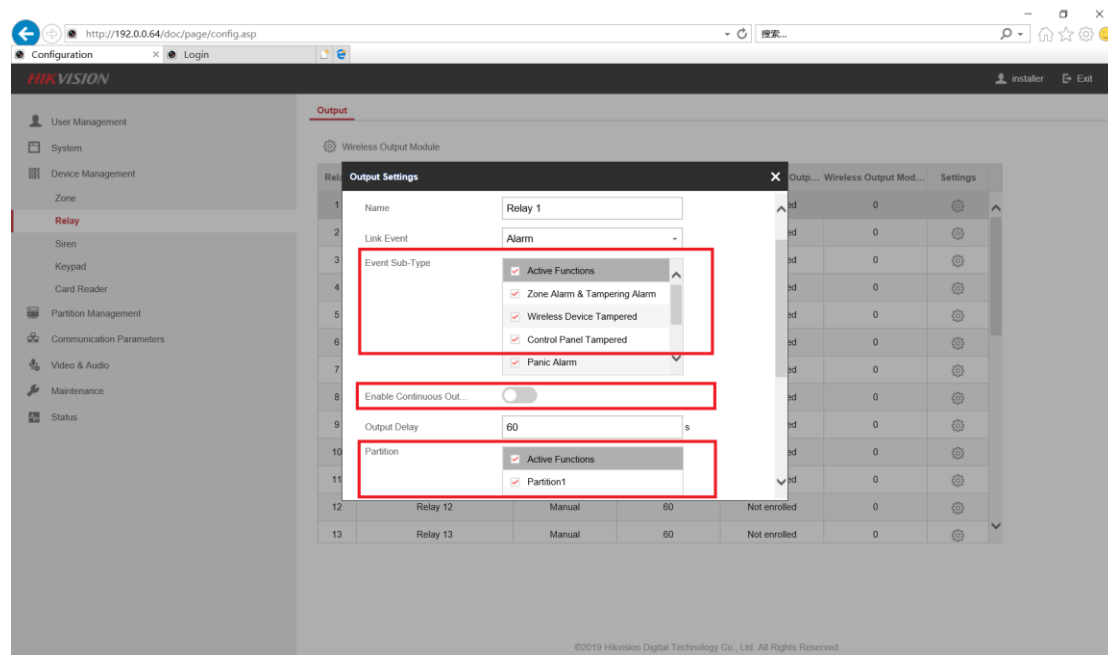
If Panel have system fault, and you swiping the card twice in disarm status, The Panel will broadcasts System failure prompt.

### 3) Relay function Optimization:

Support relay normally open and normally closed, support linkage to alarm, arm, disarm, Partition, Zone event.

(If wireless output expander DS-PM-WO need support Normally Open and Normally Close function, need upgrade to newest version by serial cable.

HIA\_CN\_STD\_V1.2.3\_Build190828 )



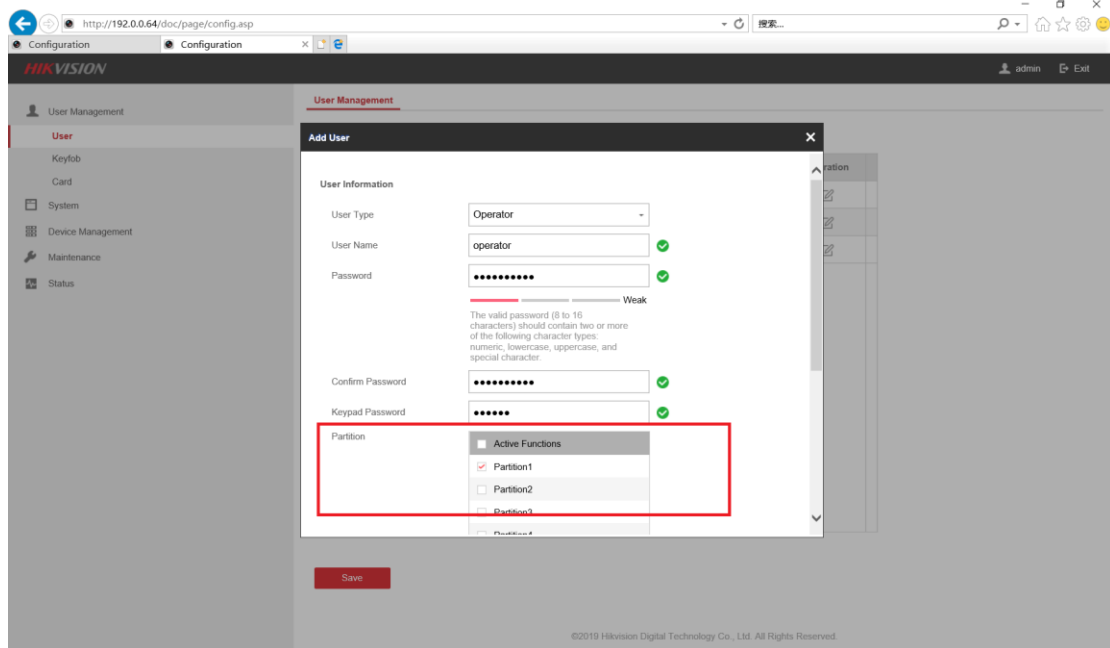
### 4) User Name Optimization:

The Italian admin use name is changed to amministratore, and language version the **setter** users changed to **installer** users. The installer user names for different languages are as follows:

- English: installer
- Chinese: installer
- Russia: М О Н Т А Ж Н И К
- Italian: installatore
- French: installateur
- Polish: instalator
- Spain: instalador
- German: errichter
- Portugal: instalador
- Turkish: kurulumcu
- Czech: technik

### 5) User Function Optimization:

Support the Different User linkage to different Partition.



## 6) Voice Prompt Optimization:

### General Standard:

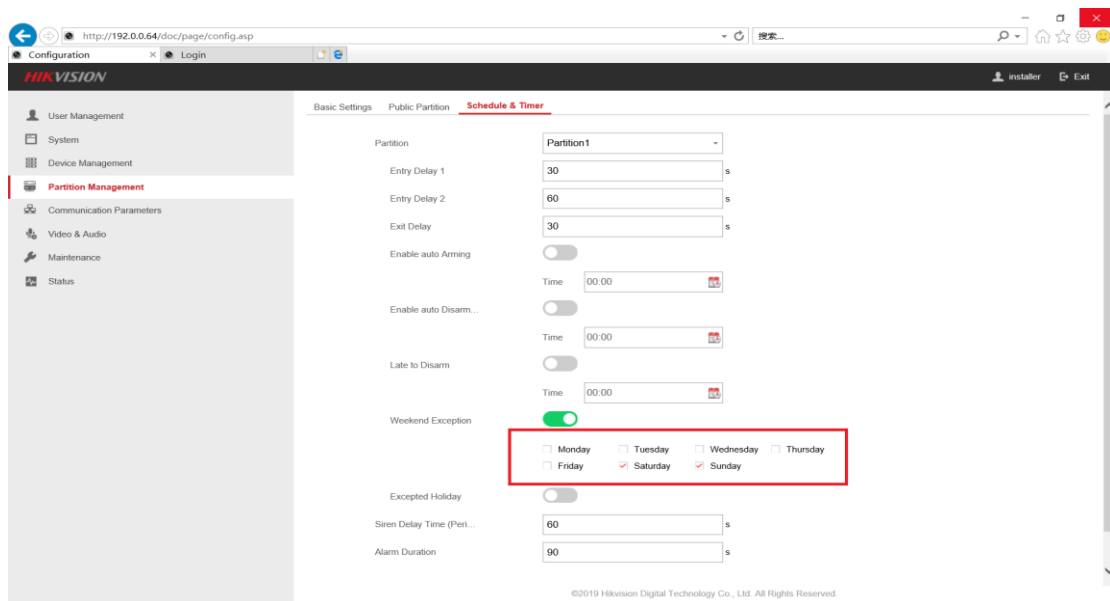
After the tamper alarm of the Panel or peripheral is triggered, the voice broadcasts time duration depend on the Sunder time. When the tamper is restored, the voice broadcast stops,

### EN Standard:

After the tamper alarm of the Panel or peripheral is triggered, the voice broadcasts time duration depend on the Sunder time. When the tamper is restored, the voice broadcast will continue to broadcast until the end of time.

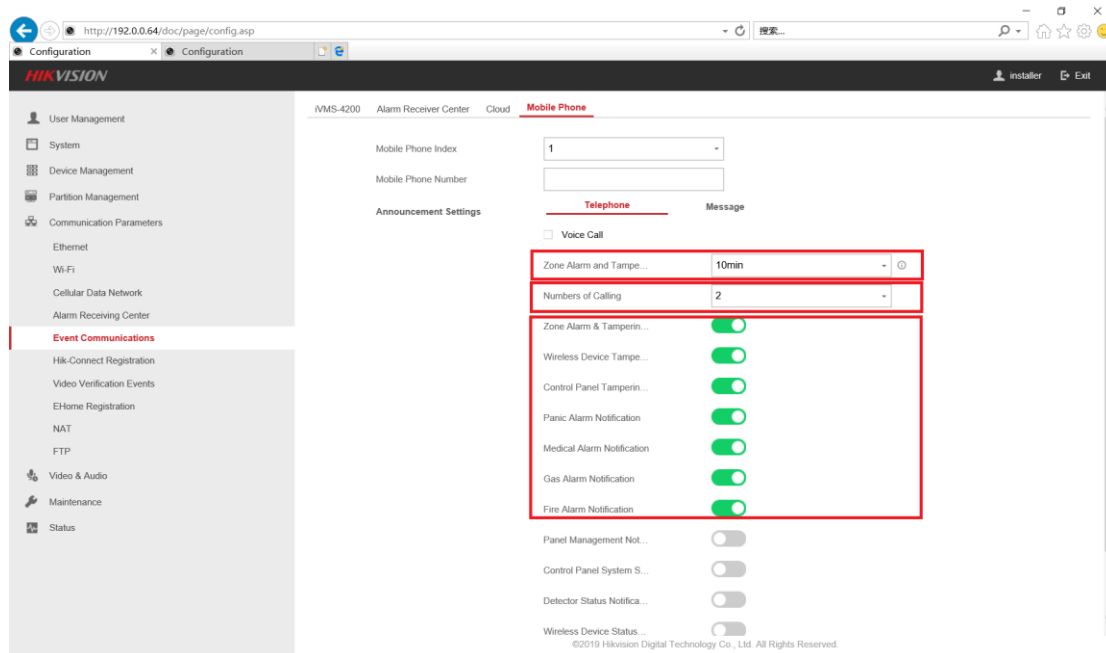
## 7) Weekend Exception Function Optimization:

Support Monday to Sunday date configuration.



### 8) Mobile phone alarm reporting function Optimization:

Support zone alarm and Tampering Alarm Filtering time configuration, support number of calling time configuration, event classification redefinition. In addition, add new log for alarm calling report upload success or failure records.



### 9) Event Classification Optimization:

The current event classification is as follows:

1. Zone Alarm & Tampering Alarm Notification
2. Wireless Device Tampering alarm Notification
3. Control Panel Tampering Alarm Notification
4. Panic Alarm Notification
5. Medical Alarm Notification
6. Gas Alarm Notification
7. Fire Alarm Notification
8. Panel Management Notification
9. Control Panel System Status Notification
10. Detector Status Notification
11. Wireless Device Status Notification

### 3. Issue Fixed:

- 1) Fix log of SIM Card disconnect repeatedly issue
- 2) Fix the issue of when multiple languages firmware upgraded, some parameters will restored after restart the Panel.
- 3) Fix the issue of when upgraded from 1.0.4 to the high version, the setter account cannot login.
- 4) Fix Ehome connection switch, when wired network disconnect, it

**will change to WIFI connection automatically.**